

# Congress on *Optic nerve* *Vasculature & Emerging t*reatment

Under the aegis of Karnataka Ophthalmic Society & Bangalore Ophthalmic Society



## PROGRAM INVITE

Dear Doctor,

It gives us immense pleasure in inviting you to **COVER, Congress on Optic nerve, Vasculature and Emerging tReatment**, on 9th & 10th of August at Vivanta by Taj, Yeshwanthpur, Bangalore organized by Narayana Nethralaya.

This **CME** will focus on various diagnostic and therapeutic options related to the **optic nerve diseases**. This **2-day program** is aimed for the **postgraduates, practicing ophthalmologists, neuro-ophthalmologists and glaucoma specialists**. We will start with didactic lectures by prominent faculty from all over India followed by special workshops, promising you 2 days of intense scientific exchange and discussions of highest caliber.

The main highlight of this CME is using the concept of **Problem-Based Learning (PBL)**, an exciting alternative to traditional training.



We wish to apply the same model in our two sessions of case discussions to solve difficult and unusual clinical scenarios, in view of which we appeal to you to send your difficult cases to us by **31<sup>st</sup> of July 2014**. If selected, you can present that case (5 minutes presentation) to the eminent panel of specialists to get the right answers.

Do come, participate, share your experiences with us and contribute towards making this event a box-office success.

Looking forward to see you,

Regards,

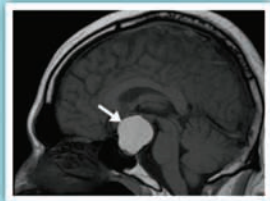
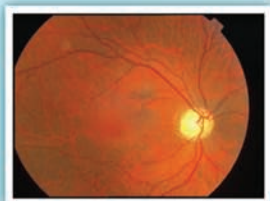
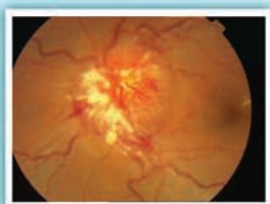
**Dr. Jyoti Matalia**  
Organizing Secretary

**Dr. Sushma Tejwani**  
Organizing Secretary

**Dr. K Bhujang Shetty**  
Chairman & Managing Director  
Parton

## PROGRAM HIGHLIGHTS

- Problem based learning (PBL) from the experience of glaucoma specialists and neuro-ophthalmologists
- Bring your own cases and get answers from experts
- Workshops:
  - ⊖ Electrophysiology: VEP & Pattern ERG  
(Basis and interpretation with clinical relevance)
  - ⊖ Neuroimaging: MRI scan  
(When to order? What to see? How to read?)
- Making sense of the instruments  
(GDx, HRT, Retinal Oxymetry, Adaptive Optics)
- How to interpret visual fields.
- X files: Solving the mystery after each session
- Emerging treatment options



## NATIONAL FACULTY

- Dr. Ambika (Chennai)
- Dr. Deven Tuli (Delhi)
- Dr. Gowri Murthy (Bangalore)
- Dr. Nikhil S. Choudhari (Hyderabad)
- Dr. Ramesh Kekunnaya (Hyderabad)
- Dr. Raghuvir Kini (Bangalore)
- Dr. Rashmin Gandhi (Hyderabad)
- Dr. Rohit Saxena (Delhi)
- Dr. Ronnie George (Chennai)
- Dr. Sirisha Senthil (Hyderabad)
- Dr. T. K. Ramesh (Bangalore)

## IN HOUSE FACULTY

- Dr. Abhijit S. Roy
- Dr. Ashwin Mallipatna
- Dr. Ashwin Mohan
- Dr. Dhanraj Rao
- Dr. Jyoti Matalia
- Dr. Narendra K.P.
- Dr. Pratibha Panmand
- Dr. Ramgopal B.
- Dr. Rajesh S. Kumar
- Dr. Sathi Devi
- Dr. Shoruba Dinakaran
- Dr. Sushma Tejwani

***Don't forget to send your case to  
sushmatej@gmail.com & jyoti.matalia@gmail.com  
by 31st July 2014 !!***

**4 Credits Points Will Be Awarded by KMC**

For Details & Registration, log on to  
**[www.narayananeethralaya.org](http://www.narayananeethralaya.org)**  
or  
Contact: Ms. Soumya Raghavan: +91 9663387270  
[sowmya@narayananeethralaya.com](mailto:sowmya@narayananeethralaya.com)

For VIDEO PREVIEW on "COVER"

Click on ....

**[www.youtube.com/watch?v=eSX1cW\\_d\\_x4](http://www.youtube.com/watch?v=eSX1cW_d_x4)**