

Congress on Optic nerve, Vasculature and Emerging tReatment 2018

Under the aegis of Karnataka Ophthalmic Society & Bangalore Ophthalmic Society



CONFERENCE HIGHLIGHTS

- ▶ I talks inspired by TED talks
- ▶ Quiz for all
- ▶ Eminent faculty
- ▶ X files
- ▶ Podium less sessions
- ▶ Case or video based
- ▶ Session of innovations
- ▶ Sizzling debates


For the general ophthalmologists & Post graduates

Send your cases before 10th August & seek your answers by presenting to the esteemed faculty

DAY 1 SATURDAY: August 25, 2018; 9.00 am - 6.00 pm






7:45 am - 8.45 am Registration Concept of COVER: 8.45 - 9.00 am (Dr. Sushma Tejwani & Dr. Jyoti Matalia)

Session 1: 9.00 am – 10.35 am; EVALUATION OF “THE SICK NERVE”: GLAUCOMA, NEURO-OPHTHAL OR VASCULAR DISORDERS Discussants: Dr. Sushmita Kaushik & Dr. Rohit Saxena

NTG or something else?	Dr. Dhanraj Rao	15 mins
Unexplained vision loss with normal disc	Dr. S Ambika	15 mins
Disc suspect and borderline IOP: Is it glaucoma?	Dr. Chandrima Paul	15 mins
Unilateral disc edema: Evaluation & treatment algorithm	Dr. Rohit Saxena	15 mins
 Bilateral disc edema (5 mins)	Discussion	10 mins
Keynote: Optic nerve regeneration: Myth or reality? (10.20 am - 10.35 am)		Dr. Rajvardhan Azad 15 mins

Tea break: 10.35 am - 10.50 am**Session 2: 10.50 am – 11.55 am; SCAN OR NO SCAN: OPTIC NERVE AND BEYOND**

Discussants: Dr. Abhijit Sinha Roy, Dr. Venkatesh R, Dr. Ramesh K

 What to choose: Generic or branded medication?	Dr. Ronnie George	15 mins
 Role of MR Imaging in neuro-ophthalmology	Dr. Navin Jayakumar	15 mins
 Optic nerve imaging in glaucoma	Dr. Sushmita Kaushik	15 mins
 Case related to poor corneal biomechanics (5 mins)	Discussion	10 mins
Chairman's address: "Mind matters" (12.00 noon – 12.15 pm)		Dr. K Bhujang Shetty 15 mins
 Beyond clinical skills: Medical mindfulness (12.20 pm - 12.40 pm)	Dr. G Chandra Sekhar	20 mins

Session 3: 12.40 pm – 1.30 pm; RAPID FIRE SESSION

Discussants: Dr. S Ambika & Dr. Sushma Tejwani




What is the best visual field test for neuro-ophthalmology?	Dr. Mahesh Kumar	7 mins
Progression or no progression, how to judge and when to act?	Dr. Sathi Devi	7 mins
Diagnostic criteria for giant cell arteritis!	Dr. Bakula Kashyap	7 mins
How to revive this failing bleb and when should I stop?	Dr. Venkatesh R	7 mins
Does idiopathic intracranial hypertension without papilledema exist?	Dr. Suneetha N	7 mins
IOP stable but glaucoma still progressing, what next?	Dr. Ashwini	7 mins
	Discussion	8 mins

Lunch break: 1.30 pm - 2.15 pm**Session 4: 2.15 pm – 3.15 pm; TO BE OR NOT TO BE**

Judges: Dr. Sathi Devi & Dr. R R Battu

Debate
+
Rebuttal

 Should a patient with unexplained isolated optic atrophy have neuroimaging and further laboratory evaluation?	Dr. Rohit Saxena vs Dr. Navin Jayakumar	7+2 m 7+2 m
---	--	----------------

	The big debate - Primary angle closure: PI or cataract surgery	Dr. Gowri Murthy vs Dr. Sushmita Kaushik	7+2 m 7+2 m
	There is treatment for non-arteritic anterior ischemic optic neuropathy! Yes/ No	Dr. S Ambika vs Dr. Anupama K Kumar	7+2 m 7+2 m
	Bilateral optic atrophy (5 mins)	Discussion	5 mins

Tea break: 3.30 pm - 3.45 pm






Session 5: 3.45 pm - 4.30 pm; INNOVATIONS AND FUTURISTIC APPROACH

Discussants: Dr. Bakula Kasyap, Dr. G Chandra Sekhar, Dr. Arka Ghosh

Electrical stimulation of Optic nerve	Dr. Abdul Rawoof	12 mins
VR based perimetry	Dr. Venkatesh	15 mins
Optic nerve resuscitation! (ONR)	Dr. Swaminathan Sethu	12 mins

Session 6: 4.30 pm - 5.15 pm; WATCH, LEARN & TEACH

Discussants: Dr. R R Battu & Dr. T K Ramesh

	Mastering the art of Gonioscopy	Dr. Sushma Tejwani	8 mins
	What to do in traumatic optic neuropathy?	Dr. Chaithra Aroor	10 mins
	Evaluation of disc edema!	Dr. Ramesh K	8 mins
	Does field progression always mean glaucoma progression?	Dr. Jayashree	10 mins
	Optic nerve sheath decompression in a child	Dr. Jyoti Matalia	8 mins

Session 7: 5.15 pm - 6.00 pm; FIND ANSWERS IN NEURO-OPHTHALMOLOGY






Quiz Masters: Dr. Rashmin Gandhi & Dr. Navin Jayakumar



DAY 2 SUNDAY: August 26, 2018; 8.00 am - 5.00 pm

Session 1: 8.00 am - 9.45 am; DECODE THE CODE: FUNCTION OF OPTIC NERVE



Discussants: Dr. Suneetha N & Dr. Ramgopal

	Pupillary assessment: Clinical and beyond!	Dr. T K Ramesh	15 mins
	Hill of vision in glaucoma	Dr. Sushma Tejwani	15 mins
	Case based field assessment in neuro-ophthalmology	Dr. Jyoti Matalia	15 mins
	Glaucoma after refractive surgery (5 mins)	Discussion	10 mins
	When life gives you lemons!	Dr. Santosh Honavar	20 mins

Session 2: 9.45 am - 10.45 am; TO BE OR NOT TO BE

Judges: Dr. G Chandra Sekhar, Dr. Rohit Shetty, Dr. Jyoti Matalia

**Debate
*
Rebuttal**

	If only thinning noted on RNFL scanning with normal field then to treat or not to treat?	Dr. Ronnie George vs Dr. Ramgopal	7+2 m 7+2 m
	Should a patient with optic disc edema with a macular star figure (neuroretinitis) have lab testing and treatment?	Dr. Virender Sachdeva vs Dr. Suneetha N	7+2 m 7+2 m



What next after a failed trab: Another trab or shunt?

Dr. Narendra K.P vs

7+2 m

Dr. Meena Gopinath
Menon

7+2 m

Tea break: 10.50 am - 11.05 am

Session 3: 11.05 am - 12.05 pm; LEARN FROM THE MASTER: Dr. G CHANDRA SEK HAR
SMARTPHONE APP BASED INTERACTIVE SESSION



Session 4: 12.05 pm - 01.00 pm; DEMYSTIFY THE OPTIC NERVE MYSTERY

Discussants: Dr. R R Battu & Dr. Harsha Rao



Congenital anomalies of optic disc

Dr. Ramesh K

15 mins



Glaucoma management beyond IOP control

Dr. Harsha Rao

15 mins



Art, Commerce and Science of Neuro-ophthalmology

Dr. Rashmin Gandhi

20 mins

Lunch break: 1.00 pm - 1.45 pm

Session 5: 1.45 pm - 3.00 pm; MANAGEMENT OPTIONS FOR SALVAGING THE NERVE

Discussants: Dr. Mahesh Kumar & Dr. Ronnie George



Glaucoma shunts

Dr. Sathi Devi

12 mins



Optic neuritis management protocol

Dr. R R Battu

15 mins



Newer Surgical techniques in Glaucoma

Dr. Gowri Murthy

12 mins



Temporal artery biopsy

Dr. Roshmi Gupta

10 mins



Management in neovascular glaucoma (5 mins)

Discussion

10 mins

Session 6: 3.00 pm - 3.30 pm; LESSONS TO TAKE HOME!

Discussants: Dr. Chaithra Aroor & Dr. Jayashree



10 pearls in glaucoma

Dr. Zia Pradhan

15 mins

10 pearls in Neuro-ophthalmology

Dr. Mahesh Kumar

15 mins

Tea break: 3.30 pm - 3.45 pm

Session 7: 3.45 pm - 5.00 pm; BRING YOUR OWN CASES

CLINICAL SCENARIOS: IS THIS GLAUCOMA? NEUROLOGICAL? OR BOTH?



Panelist: Dr. Chandrima Paul, Dr. Gowri Murthy, Dr. Mahesh Kumar Dr. Navin Jayakumar, Dr. T K Ramesh,
Dr. Rashmin Gandhi, Dr. Ronnie George, Dr. R R Battu, Dr. Sathi Devi, Dr. Suneetha N, Dr. Virender Sachdeva

Vote of Thanks: Dr. Sushma Tejwani & Dr. Jyoti Matalia



i talks



X files



Problem (case) based learning



Videos



Debate

Organising Secretaries

Dr. Sushma Tejwani & Dr. Jyoti Matalia

Masters of Ceremony

Dr. Pratibha Panmand & Dr. Shoruba Dinakaran

For registration please contact:

Mrs. Nisha Swaminathan

Ph: +91-9597094999, Email: nishaswami@narayananethralaya.com